

Description

This is an internal removable thermodynamic steam trap with forged alloy steel body. The module valve seat is inline replaceable.

Note: The Integral Blow-down valve is an assembly designed to be fitted to 772 F22 Thermodynamic steam traps as an extra option.



Limiting Conditions

Maximum Body Design Conditions	PN 63
PMO - Maximum Operating Pressure	45 kgf/cm ²
TMO - Maximum Operating Temperature	450 °C
PMOB - Maximum Operating Back Pressure not exceed	75% of Inlet Pressure
Minimum Operating Differential Pressure for Satisfactory Operation	1 kgf/cm ²
PMA - Maximum Allowable Pressure	63 kgf/cm ²
TMA - Maximum Allowable Temperature	400 °C
Cold Hydraulic Test Pressure	95 kgf/cm ²

Operating Range

Δ PMX – Maximum differential pressure 45 kgf/cm²

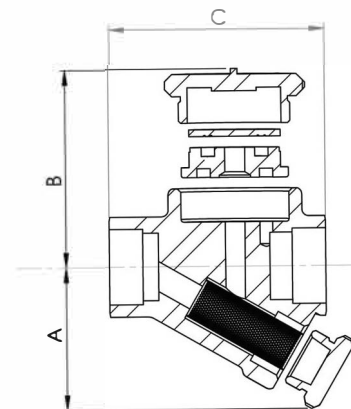
Sizes and Pipe Connections

½", ¾" and 1" Screwed (ANSI B1.20.1) - Socket Weld (ANSI B16.11)
Flanged (ANSI B16.5)

Dimensions / Weights (Approximate) mm and kg

Size	A	B	C	Weight
½"	70	80	80	0.9
¾"	75	90	90	1.2
1"	80	90	96	1.6

Constructions are a bit different according the sizes





E.S.E. Valve Co. Ltd.

021 66479486
0912 8448763

فروش

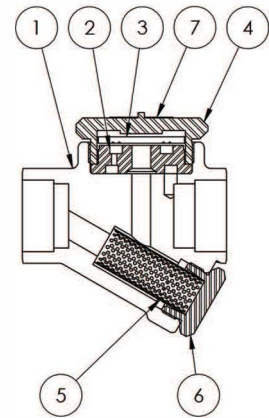
E.S.E. Valve Co.

Internal Removable Thermodynamic Steam Traps - 772 - F22

Materials

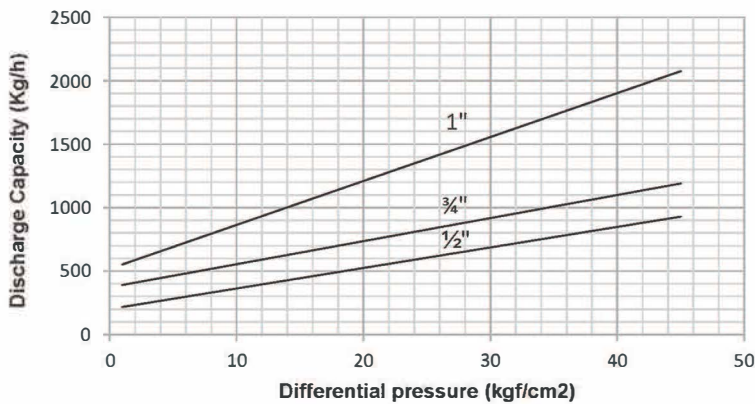
No.	Part	Material
1	Body	ASTM A182 F22
2	Valve Seat *	BS 4659 GR BD2
3	Disc *	BS 4659 GR BD2
4	Cap	AISI 420
5	Strainer Screen *	AISI 304/316
6	Strainer Cap	AISI 420
7	Name Plate	ALUMINUM
8	Blow-Down Cap **	AISI 420
9	Blow-Down Screw **	AISI 420

Note: (*) Spare Part
(**) Optional extra



Capacities

Maximum continual discharge amount (kg/h)



Installation

The trap should preferably be installed in the horizontal plane, with a small drop leg preceding it. Where the trap discharges into a closed return system, a non-return valve should be fitted downstream to prevent return flow. Ensure all connection ports are clear from obstruction. Always open isolation valves slowly until normal operating conditions are achieved. This will avoid system shocks. Check for leaks and correct operation. Always ensure the correct tools, safety procedures and protective equipment are used at all times.

How to Order

Example: TD772 F22 1/2", Thermodynamic Steam Trap Screwed with Blow-down Valve.

Design and specification are subject to change without notice